

RG series: 3-phase solid state switching solutions

Switches


RGC2 RGC3 series

3-phase switching solutions

The 3-phase solid state switching solutions presented hereafter build on the success of the 1-phase version of the RG series whereby the same effective thermal design is adopted. This translates to one of the most compact 3-phase solid state switching solutions available in the market.

The solutions offered in the RGC2 and RGC3 series have an integrated heatsink making it easy for user to match product rating to application needs. Different switching modes are available catering for digital control signals, for example from PLCs, as well as analog signals, current or voltage, directly from temperature controllers output.

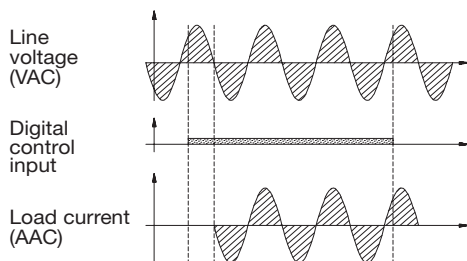
The RGC3 series covers 3-phase, 3-pole switching solutions whilst the RGC2 series is a more economic version consisting of 2 switching poles and a short link.



Solid state switching for 3-phase loads

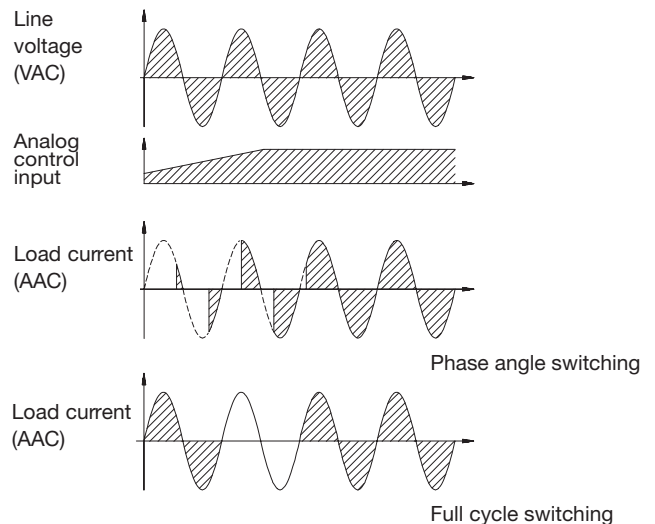
RGC2A, RGC3A series RGCM3A series

'A': Zero cross switching, digital control



RGC2P, RGC3P series

'P': Proportional switching, analog control



Applications

Plastic & Rubber

- Heater control in extrusion machinery
- Fan switching in extrusion machinery
- Heater control in blow moulding equipment
- Heater control in thermoforming machinery
- Heater control in plastic granules dryers
- Heater control in temperature control units

Benefits

- Long lifetime with a fully solid state solution
- Integrated output overvoltage protection reduces downtime
- Panel space optimisation thanks to the small footprint occupied with the RGC
- UL listing facilitates equipment certification process
- 100kA short circuit current rating enables high fault rating for panels according to UL508A



Food & Beverage

- Heater control in electrical ovens
- Heater control in coffee machines
- Heater control in fryers

Benefits

- Reliable operation in humid environments of 95% @ 40°C (104 °F)
- Conformance to legislation for restricted substances
- Glow wire flammability ratings for plastics conform to EN 60335 requirements



HVAC

- Heater control in building automation systems for comfort heating
- Heater control in dehumidifiers
- Compressor switching in refrigeration systems
- Fan speed control in air handling units

Benefits

- Trouble free operation over a large number of cycles
- Compact dimensions ensure panel space optimisation
- Possibility of proportional switching with an analog input fed directly to the RGC
- No annoying clicking sound (unlike with mechanical solutions)




Industrial ovens & furnaces

- Heater control in soldering ovens
- Heater control in ovens for drying of epoxy coating
- Heater control for paint drying
- Heater control in ovens used for battery packs production

Benefits

- Panel space optimisation thanks to the small footprint occupied with the RGC
- Wide product offering from a single source
- Integrated output overvoltage protection reduces downtime
- Easier fault diagnostics with optional load and system monitoring



RGC2 RGC3 series

3-phase switching solutions


Features and benefits

Long lifetime

The switching in the RGC 3-phase series is done with back to back thyristors which are well-known for their superior specifications compared to other switching components. The technology used for the assembly of the power switching module reduces thermal and mechanical stresses of the output chips leading to a lifetime that is 2 to 3 times that of solder process technology.

Benefits

- Trouble free operation over a large number of cycles
- Cost savings with less machine stoppages



One component, ready to use

The RGC 3-phase series has integrated heatsinks specifically designed to maximize the RGC thermal performance and at the same time keep very compact dimensions. A wide range of solutions is available for different current ratings. Ratings apply up to 40°C (104°F) without derating. Above this temperature, applicable derating curves are available to help user select the right product for the needed application.

Benefits

- Small occupied footprint for panel space saving
- No worries of incorrect heatsink sizing
- Wide product offering from a single source
- UL listing certification ensures no issues during the equipment certification process




Enhanced reliability

The integration of output overvoltage protection in the RGC 3-phase series ensures that in case of infrequent uncontrolled voltage transients the SSR does not get damaged. The RGC 3-phase is additionally certified as a motor switching device with associated motor ratings. This protection helps in preventing the SSR from damages related to back EMF when used for motor switching

Benefits

- Conformance to immunity standards without the need for external components
- Suitability for use in remote locations that may be subject to infrequent uncontrolled transients
- Suitability for motor switching.




User friendly

The RGC 3-phase is suitable both for back panel mounting and DIN mounting. In the latter case, the product is just placed on a DIN rail and secured by pushing downwards without the need of tools. Power connections for ratings > 30 AAC can easily handle large cables up to 25mm² / AWG3. This eliminates the need for special terminations to connect such large cables to the RGC 3-phase series. Frontal access to the PE terminal enables the PE to be connected with the SSR already in mounted position if required. Other components mounted atop the RGC 3-phase will not hinder accessibility to the PE terminal.

Benefits

- Time saving in installing and wiring up

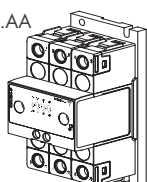


Product range overview

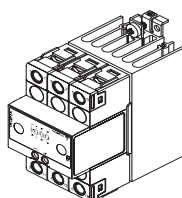
Model	RGC2A 2 pole switching + 1 pole direct	RGC3A 3 pole switching	RGC2A..M 2 pole switching + 1 pole direct	RGC3A..M 3 pole switching	RGC2P 2 pole switching + 1 pole direct	RGC3P 3 pole switching
Ratings						
Operational voltage	42-242 VAC 42-660 VAC	42-242 VAC 42-660 VAC	90-660 VAC	90-660 VAC	180-660 VAC	180-660 VAC
Size 1	10 AAC*	10 AAC*				
Size 2	25 AAC	20 AAC			25 AAC**	20 AAC**
Size 3	40 AAC	25 AAC 30 AAC			40 AAC**	30 AAC**
Size 4			25 AAC	20 AAC	25 AAC	20 AAC
Size 5			40 AAC	25 AAC 30 AAC	40 AAC	30 AAC
Size 6		40 AAC				
Size 7	75 AAC	65 AAC	75 AAC	65 AAC	75 AAC	65 AAC
Load configuration						
3-phase star (Y)	■	■	■	■	■	■
3-phase delta (Δ)	■	■	■	■	■	■
3-phase + N (4-wire)		■				■
Control input						
5-32 VDC	■	■	■	■		
20-275 VAC (24-190 VDC)	■	■	■	■		
0-20 mA, 4-20 mA, 12-20 mA					■	■
0-10 VDC, 0-5 VDC, 1-5 VDC					■	■
Potentiometer control					■	■
Switching mode						
Zero crossing	■	■	■	■		
Phase angle						■
Distributed Full Cycle(s)					■	■
Soft start						■
Soft start + 16 Full Cycles						■
Monitoring						
Mains loss			■	■	■	■
Load loss			■	■	■	■
Overtemperature protection	■ (75 AAC)	■ (65 AAC)	■	■	■	■
SSR open or short circuit			■	■	■	■

* max 9AAC for VDE

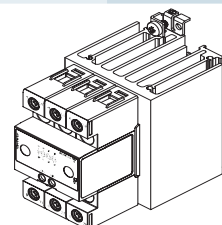
** applies only to RGC..AA



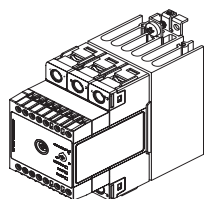
Size 1 (W x H x D)
54 x 106 x 60 mm



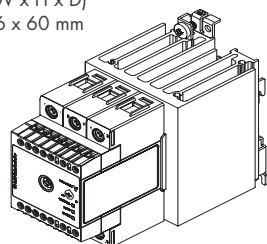
Size 2 (W x H x D)
54 x 110 x 103 mm



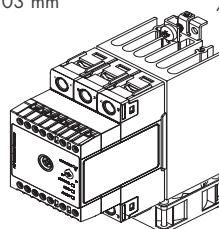
Size 3 (W x H x D)
70 x 110 x 126 mm



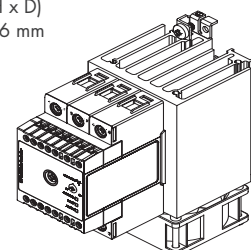
Size 4 (W x H x D)
54 x 110 x 118 mm



Size 5 (W x H x D)
70 x 110 x 141 mm



Size 6 (W x H x D)
54 x 135 x 118 mm



Size 7 (W x H x D)
70 x 141 x 141 mm

W = Width, H = Height, D = Depth

CARLO GAVAZZI Automation Components. Specifications are subject to change without notice. Illustrations are for example only.

RGC2A RGC3A series

3-phase switching solutions

The RGC2A and RGC3A series offer a one component switching solution dedicated to 3-phase loads. The solutions available are ready to use since they are equipped with an integrated heatsink thus eliminating the possibility of incorrect heatsink sizing.

The high current ratings are achieved with integrated forced ventilation. These versions integrate over temperature protection to protect the solid state contactor against overheating in case of a fan malfunction. The fan operation is controlled and is switched only when necessary to extend its lifetime.

The RGC2A..M and RGC3A..M versions are more sophisticated variants that are able to detect malfunctions in the system. An electromechanical relay output is available for remote indication of such alarm conditions. Alarm LED flash sequence facilitates diagnostics. Additional LEDs indicate presence of control voltage and status of load.



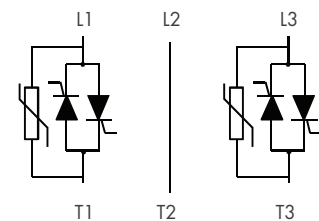
Solid state contactors

Features

- 3-phase zero cross switching
- Rated operational voltage up to 660 VAC
- Rated current up to 75 AAC @ 40 °C/ pole (RGC2A)
- Rated current up to 65 AAC @ 40 °C/ pole (RGC3A)
- Motor ratings up to 11 kW @ 400 VAC/25 HP @ 600 VAC
- Control voltages: 5-32 VDC, 20-275 VAC (24-190 VDC)
- Integrated output overvoltage protection
- 100 kArms short circuit current rating acc. to UL508
- Up to 15,000 A²s for I²t
- Controlled fan operation extending fan lifetime
- Overtemperature protection (for versions with fan)
- System monitoring with RGC..M

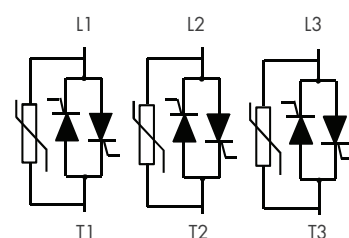
RGC2A series

2 pole switching + 1 pole direct



RGC3A series

3 pole switching




*applies only to RGC..10..

Switches

CARLO GAVAZZI Automation Components. Specifications are subject to change without notice. Illustrations are for example only.


The product range

RGC2A.., RGC3A..

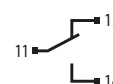


LED indication
■ Control ON

RGC2A..F, RGC3A..F
 Versions with integrated fan



Alarm output signal for over-temperature condition



LED indication
■ Control ON / Supply ON
■ Alarm ON

Selection guide

No. of switching poles	Current rating @ 40°C T _A	Operating voltage	Control voltage	External supply voltage	ON/OFF switching	ON/OFF switching with integrated OTP (integrated fan)	
2-pole switching + 1 pole direct (RGC2 series)	10 AAC (1800 A ² s)	42 - 660 VAC	5 - 32 VDC	-	RGC2A60D10KKE	-	
			20 - 275 VAC / 24 - 190 VDC	-	RGC2A60A10KKE	-	
	25 AAC (1800 A ² s)	42 - 242 VAC	5 - 32 VDC	-	RGC2A22D25KKE	-	
			20 - 275 VAC / 24 - 190 VDC	-	RGC2A22A25KKE	-	
			42 - 660 VAC	5 - 32 VDC	-	RGC2A60D25KKE	-
				20 - 275 VAC / 24 - 190 VDC	-	RGC2A60A25KKE	-
	40 AAC (6600 A ² s)	42 - 660 VAC	5 - 32 VDC	-	RGC2A60D40KGE	-	
			20-275 VAC / 24 - 190 VDC	-	RGC2A60A40KGE	-	
	75 AAC (15000 A ² s)	42 - 660 VAC	5 - 32 VDC	24 VDC	-	RGC2A60D75GGEDF	-
				90 - 250 VAC	-	RGC2A60D75GGGEAF	-
20 - 275 VAC			90 - 250 VAC	-	RGC2A60A75GGGEAF	-	
3-pole switching (RGC3 Series)	10 AAC (1800 A ² s)	42 - 242 VAC	5 - 32 VDC	-	RGC3A22D10KKE	-	
			20 - 275 VAC / 24 - 190 VDC	-	RGC3A22A10KKE	-	
		42 - 660 VAC	5 - 32 VDC	-	RGC3A60D10KKE	-	
			20 - 275 VAC / 24 - 190 VDC	-	RGC3A60A10KKE	-	
	20 AAC (1800 A ² s)	42 - 242 VAC	5 - 32 VDC	-	RGC3A22D20KKE	-	
			20 - 275 VAC / 24 - 190 VDC	-	RGC3A22A20KKE	-	
		42 - 660 VAC	5 - 32 VDC	-	RGC3A60D20KKE	-	
			20 - 275 VAC / 24 - 190 VDC	-	RGC3A60A20KKE	-	
	25 AAC (1800 A ² s)	42 - 660 VAC	5 - 32 VDC	-	RGC3A60D25KKE	-	
			20 - 275 VAC / 24 - 190 VDC	-	RGC3A60A25KKE	-	
	30 AAC (6600 A ² s)	42 - 660 VAC	5 - 32 VDC	-	RGC3A60D30KGE	-	
			20 - 275 VAC / 24 - 190 VDC	-	RGC3A60A30KGE	-	
	40 AAC (6600 A ² s)	42 - 660 VAC	5 - 32 VDC	24 VDC	-	RGC3A60D40GGEDF	-
				90 - 250 VAC	-	RGC3A60A40GGGEAF	-
		42 - 660 VAC	5 - 32 VDC	24 VDC	-	RGC3A60D65GGEDF	-
			20 - 275 VAC	90 - 250 VAC	-	RGC3A60D65GGGEAF	-
65 AAC (15000 A ² s)	42 - 660 VAC	5 - 32 VDC	24 VDC	-	RGC3A60D65GGEDF	-	
			90 - 250 VAC	-	RGC3A60D65GGGEAF	-	
		20 - 275 VAC	90 - 250 VAC	-	RGC3A60A65GGGEAF	-	

RGC2A..M, RGC3A..M

3-phase switching solutions

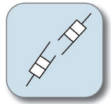
Time saving with integrated monitoring for malfunction detection

Detectable faulty conditions with the RGC..M



Mains Loss Alarm

Issued when mains voltage is missing on either L1, L2 and / or L3



Load Loss Alarm

Issued in case of a heater break or no connection on either T1, T2 or T3 terminals.
This alarm is also present on the RGC2A version



Over Temperature Alarm

Issued in case of an SSR overheat. Output is switched off to protect the SSR from damages. Restart occurs automatically once the SSR cools down if control voltage is still ON



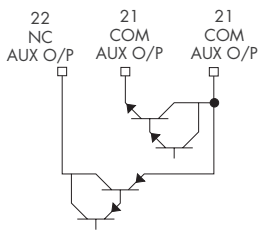
SSR malfunction

This alarm is issued when the SSR does not operate as intended due to an internal short circuit or open circuit


RGC..M is suitable only for resistive loads

The RGC..M product interface

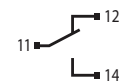
Auxiliary Contacts



NO = Normally Open
NC = Normally Closed
AUX O/P = Auxiliary Output



Alarm output signal



LED Indication

- Control ON / Supply ON
- Load ON
- Alarm ON

Red LED flashes for easy identification of detected fault

A specific flash rate of the red LED is adopted to help identify the type of failure detected

Mains Loss	2 flashes	
Load loss, SSR short circuit	3 flashes	
SSR open circuit	4 flashes	
SSR over temperature	100%	

RGC...M - Selection guide for versions with integrated monitoring

No. of switching poles	Current rating @ 40°C T _A	Operating voltage	Control voltage	External supply voltage	ON/OFF switching with integrated monitoring	
2-pole switching + 1 pole direct (RGC2 series)	25 AAC (1800 A ² s)	90 - 660 VAC	5 - 32 VDC	24 VDC	RGC2A60D25GKEDM	
				90 - 250 VAC	RGC2A60D25GKEAM	
				20 - 275 VAC	90 - 250 VAC	RGC2A60A25GKEAM
	40 AAC (6600 A ² s)	90 - 660 VAC	5 - 32 VDC	5 - 32 VDC	24 VDC	RGC2A60D40GGEDM
					90 - 250 VAC	RGC2A60D40GGEAM
					20 - 275 VAC	90 - 250 VAC
	75 AAC (15000 A ² s)	90 - 660 VAC	5 - 32 VDC	5 - 32 VDC	24 VDC	RGC2A60D75GGEDFM
					90 - 250 VAC	RGC2A60D75GGEAFM
					20 - 275 VAC	90 - 250 VAC
3-pole switching (RGC3 series)	20 AAC (1800 A ² s)	90 - 660 VAC	5 - 32 VDC	24 VDC	RGC3A60D20GKEDM	
				90 - 250 VAC	RGC3A60D20GKEAM	
				20 - 275 VAC	90 - 250 VAC	RGC3A60A20GKEAM
	25 AAC (1800 A ² s)	90 - 660 VAC	5 - 32 VDC	5 - 32 VDC	24 VDC	RGC3A60D25GKEDM
					90 - 250 VAC	RGC3A60D25GKEAM
					20 - 275 VAC	90 - 250 VAC
	30 AAC (6600 A ² s)	90 - 660 VAC	5 - 32 VDC	5 - 32 VDC	24 VDC	RGC3A60D30GGEDM
					90 - 250 VAC	RGC3A60D30GGEAM
					20 - 275 VAC	90 - 250 VAC
	65 AAC (15000 A ² s)	90 - 660 VAC	5 - 32 VDC	5 - 32 VDC	24 VDC	RGC3A60D65GGEDFM
					90 - 250 VAC	RGC3A60D65GGEAFM
					20 - 275 VAC	90 - 250 VAC

Accessories



Fans

The fan utilised on variants of size 6 and 7 (refer to page 5) can be easily replaced in case of breakages.

Reference code: **RGC3FAN40**

This is a 40 x 40mm fan suitable for size 6 models

Reference code: **RGC3FAN60**

This is a 60 x 60mm fan suitable for size 7 models

RGCM

3-phase solutions for motor switching

When frequent switching is required, solid state switching guarantees a longer lifetime compared to electromechanical switching solutions. The RGCM series is a fully solid state solution that enables trouble free operation over a large number of switching cycles. The 45 mm product width associated with these series allow easy replacement of miniature mechanical contactors.

The RGCM3A is a 3-phase switching solutions certified both for resistive as well as motor switching.



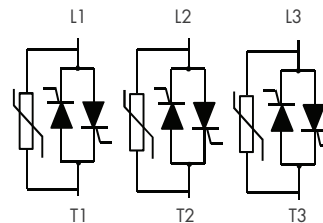
45 mm miniature solid state contactors

RGCM3A series

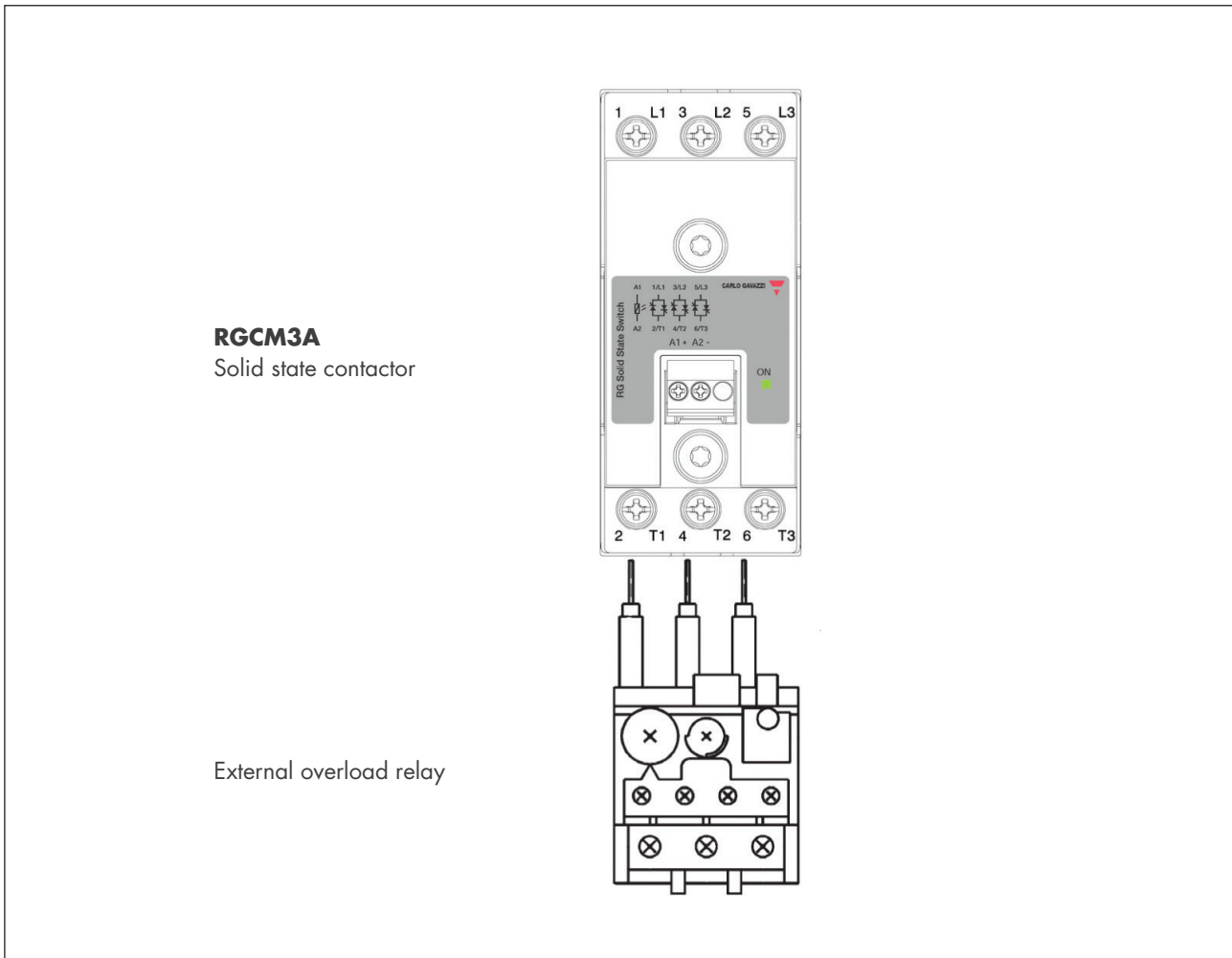
- 45 mm product width
- 3-pole switching
- Rated operational voltage up to 660 VAC
- Rated current up to 15 AAC @ 40°C/pole
- Motor ratings up to 3 kW (400 VAC) / 5 HP (600 VAC)
- Control voltage: 5-32 VDC
- Integrated output overvoltage protection
- Pluggable control terminal

RGCM3A series

3 pole switching



RGCM3A connection to overload relays



RGCM3A - Selection guide for 3-pole switching

Current rating, AC-51 @ 40°C T _A	Motor Rating @ 400 VAC	Operating voltage	Control voltage	Reference
15.5 AAC (1800 A ² s)	2.2 kW / 2 HP	42 - 660 VAC	5 - 32 VDC	RGCM3A60D15GKE

RCG2P, RGC3P

3-phase proportional switching solutions

The RGC2P and RGC3P series cover 3-phase solid state switching controllers that deliver output power in proportion to the control input voltage or current. This series of solid state contactors can be controlled directly through the analog output of auxiliary components present in the system without the need for additional modules to convert such analog signals to digital signals.

Switching modes available with RGC2P and RGC3P series:

- **Phase Angle** (Mode E)
- **Distributed Full Cycle** x1, x4, x16 (Mode C1, Mode C4 and Mode C16)
- **Soft Start** (Mode S16 and Mode S)



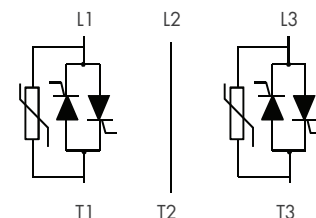
Proportional controllers (Analog input)

Features

- 2-pole + 1 direct (RGC2P) or 3-pole (RGC3P) switching
- Rated operational voltage up to 660 VAC
- Rated current up to 75 AAC @ 40°C/ pole (RGC2P)
- Rated current up to 65 AAC @ 40°C/ pole (RGC3P)
- Current control input: 0-20 mA, 4-20 mA or 12-20 mA
- Voltage control input: 0-10 V, 0-5 V or 1-5 V
- Local setting possible with external potentiometer
- Integrated output overvoltage protection
- Soft start feature with selectable ramp time
- 100kArms short circuit current rating acc. to UL508
- System monitoring for SSR and load malfunction

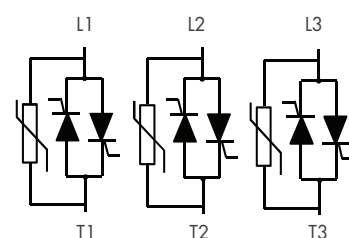
RGC2P

2 pole switching + 1 pole direct



RGC3P

3 pole switching



The product range

RGC..AA.. models

Analog input = 4-20mA



LED Indication

- Control ON
Flashes to indicate:
Mains loss & Internal error

RGC..I., RGC..V.. models

Analog input = 0-20 mA, 4-20 mA, 12-20 mA



Alarm output signal



LED Indication

- Control ON / Supply ON
- Load ON
- Alarm ON
Flashes to indicate identified failure

Integrated monitoring with RGC..I, RGC..V models



Mains Loss Alarm

Issued in case mains voltage is not present on either L1, L2 or L3.



Monitoring Alarm

Issued in case of load loss, SSR open circuit or SSR short circuit.
Load loss not available on RGC3P..E.



Internal Error Alarm

Issued in case of an internal malfunction of the SSR.



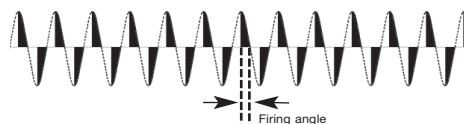
Over Temperature Alarm

Issued in case of SSR overheat. Output is switched off to protect the SSR.

Phase angle switching - Mode E

The power delivered to the load is controlled by the firing of the thyristors over each half cycle. The lowest resolution is a half cycle and hence response is very fast. Due to the chopping of the waveform, however, electromagnetic disturbance is created with this switching mode.

Applications: dimmers, speed control, temperature control



Selection Guide

No. of switching poles	Current rating @ 40°C T _A	Control input	External supply voltage	Proportional switching Phase angle Mode E
3-pole switching (RGC3P series)	20 AAC (1800 A ² s)	4 - 20 mA	24 VDC	RGC3P60AA20E
		0 - 20, 4 - 20, 12 - 20 mA		RGC3P60I20EDP
		0 - 10, 0 - 5, 1 - 5 VDC, pot		RGC3P60V20EDP
	30 AAC (6600 A ² s)	4 - 20 mA	-	RGC3P60AA30E
		0 - 20, 4 - 20, 12 - 20 mA	24 VDC	RGC3P60I30EDP
		0 - 10, 0 - 5, 1 - 5 VDC, pot	90 - 250 VAC	RGC3P60I30EAP
			24 VDC	RGC3P60V30EDP
		0 - 10, 0 - 5, 1 - 5 VDC, pot	90 - 250 VAC	RGC3P60V30EAP
			24 VDC	RGC3P60V65EDFP
	65 AAC (15000 A ² s)	0 - 20, 4 - 20, 12 - 20 mA	24 VDC	RGC3P60I65EDFP
			90 - 250 VAC	RGC3P60I65EAFP
			24 VDC	RGC3P60V65EDFP
		90 - 250 VAC	RGC3P60V65EAFP	

RGC2P, RGC3P

3-phase proportional switching solutions

Distributed full cycle switching - Mode C1, Mode C4 and Mode C16

Only full cycles are switched in this mode and so noise emission is reduced since switching is done at zero crossing. The lowest resolution is 1 full cycle and hence response is relatively fast. The number of full cycles switched is determined by the control input. This mode can be utilised also with economy switching and hence with the RGC2P as well as the RGC3P.

Applications: temperature control

4 Full Cycles and **16 Full Cycles** switching mode work on the same principle but the lowest resolution is 4 and 16 full cycles respectively. These modes are utilised with heater types which have a low thermal inertia.

1 Full Cycle 'C1' @ 25% power output



1 Full Cycle 'C1' @ 50% power output



1 Full Cycle 'C1' @ 75% power output



4 Full Cycle 'C4' @ 50% power output



16 Full Cycle 'C4' @ 50% power output



Selection Guide

No. of switching poles	Current rating @ 40°C T _A	Control input	External supply voltage	Proportional switching 1x Full cycle Mode C1	Proportional switching 4x Full cycles Mode C4	Proportional switching 16x Full cycles Mode C16
2-pole switching + 1 pole direct (RGC2P series)	25 AAC (1800 A ² s)	4 - 20 mA	-	RGC2P60AA25C1	-	-
		0 - 20, 4 - 20, 12 - 20 mA	24 VDC	RGC2P60I25C1DM	RGC2P60I25C4DM	-
		0 - 10, 0 - 5, 1 - 5 VDC, pot		RGC2P60V25C1DM	-	-
	40 AAC (6600 A ² s)	4 - 20 mA	-	RGC2P60AA40C1	-	-
		0 - 20, 4 - 20, 12 - 20 mA	24 VDC	RGC2P60I40C1DM	RGC2P60I40C4DM	-
		0 - 10, 0 - 5, 1 - 5 VDC, pot		RGC2P60V40C1DM	-	-
	75 AAC (15000 A ² s)	0 - 20, 4 - 20, 12 - 20 mA	24 VDC	RGC2P60I75C1DFM	RGC2P60I75C4DFM	-
			90 - 250 VAC	RGC2P60I75C1AFM	RGC2P60I75C4AFM	-
		0 - 10, 0 - 5, 1 - 5 VDC, pot	24 VDC	RGC2P60V75C1DFM	-	-
90 - 250 VAC			RGC2P60V75C1AFM	-	-	
3-pole switching (RGC3P series)	20 AAC (1800 A ² s)	4 - 20 mA	-	RGC3P60AA20C1	-	-
		0 - 20, 4 - 20, 12 - 20 mA	24 VDC	RGC3P60I20C1DM	RGC3P60I20C4DM	RGC3P60I20C16DM
		0 - 10, 0 - 5, 1 - 5 VDC, pot		RGC3P60V20C1DM	RGC3P60V20C4DM	RGC3P60V20C16DM
	30 AAC (6600 A ² s)	4 - 20 mA	-	RGC3P60AA30C1	-	-
		0 - 20, 4 - 20, 12 - 20 mA	24 VDC	RGC3P60I30C1DM	RGC3P60I30C4DM	RGC3P60I30C16DM
			90 - 250 VAC	RGC3P60I30C1AM	RGC3P60I30C4AM	RGC3P60I30C16AM
		0 - 10, 0 - 5, 1 - 5 VDC, pot	24 VDC	RGC3P60V30C1DM	RGC3P60V30C4DM	RGC3P60V30C16DM
	90 - 250 VAC		RGC3P60V30C1AM	RGC3P60V30C4AM	RGC3P60V30C16AM	
	65 AAC (15000 A ² s)	0 - 20, 4 - 20, 12 - 20 mA	24 VDC	RGC3P60I65C1DFM	RGC3P60I65C4DFM	RGC3P60I65C16DFM
			90 - 250 VAC	RGC3P60I65C1AFM	RGC3P60I65C4AFM	RGC3P60I65C16AFM
		0 - 10, 0 - 5, 1 - 5 VDC, pot	24 VDC	RGC3P60V65C1DFM	RGC3P60V65C4DFM	RGC3P60V65C16DFM
			90 - 250 VAC	RGC3P60V65C1AFM	RGC3P60V65C4AFM	RGC3P60V65C16AFM

Soft start switching - Mode S and Mode S16

Soft start switching is used to limit inrush currents of loads which change characteristics with temperature. This is typical of short wave infrared heaters which exhibit a very high inrush current peak when started from a cold condition.

Soft starting is hence performed either on power up or else when the control signal has been missing for the previous 5 seconds.

In the case of **Mode S**, following the soft starting, the SSR remains ON as long as the control signal is present.

In the case of **Mode S16**, following the soft starting, mode C16 comes into play and hence the SSR switches proportionally according to mode C16 (16x full cycles) based on the control input.

Soft start switching on power up



Soft start switching in case control signal has been missing in the previous 5 seconds



No soft starting in case control signal has been present in the previous 5 seconds



Selection Guide for soft start with analog input

No. of switching poles	Current rating @ 40°C T _A	Control input	External supply voltage	Proportional switching Soft start + 16x Full cycles Mode S16
3 pole switching (RGC3P series)	20 AAC (1800 A ² s)	0 - 10, 0 - 5, 1 - 5 VDC, pot	24 VDC	RGC3P60V20S16DM
	30 AAC (6600 A ² s)	0 - 10, 0 - 5, 1 - 5 VDC, pot	24 VDC	RGC3P60V30S16DM
	65 AAC (15000 A ² s)	0 - 10, 0 - 5, 1 - 5 VDC, pot	24 VDC	RGC3P60V65S16DFM

Selection Guide for soft start with digital input

No. of switching poles	Current rating @ 40°C T _A	Control input	External supply voltage	ON/OFF Switching with Soft start Mode S
3 pole switching (RGC3P series)	20 AAC (1800 A ² s)	5 - 10 VDC	24 VDC	RGC3P60V20SDM
	30 AAC (6600 A ² s)	5 - 10 VDC	24 VDC	RGC3P60V30SDM
	65 AAC (15000 A ² s)	5 - 10 VDC	24 VDC	RGC3P60V65SDFM

OUR SALES NETWORK IN EUROPE

AUSTRIA

Carlo Gavazzi GmbH
Ketzergasse 374,
A-1230 Wien
Tel: +43 1 888 4112
Fax: +43 1 889 1053
office@carlogavazzi.at

BELGIUM

Carlo Gavazzi NV/SA
Mechelsesteenweg 311,
B-1800 Vilvoorde
Tel: +32 2 257 41 20
sales@carlogavazzi.be

DENMARK

Carlo Gavazzi Handel A/S
Over Hadstensevej 40,
DK-8370 Hadsten
Tel: +45 89 60 61 00
Fax: +45 86 98 15 30
handel@gavazzi.dk

FINLAND

Carlo Gavazzi OY AB
Ahventie, 4 B
FI-02170 Espoo
Tel: +358 9 756 2000
myynti@gavazzi.fi

FRANCE

Carlo Gavazzi Sarl
Zac de Paris Nord II, 69, rue de la Belle Etoile,
F-95956 Roissy CDG Cedex
Tel: +33 1 49 38 98 60
Fax: +33 1 48 63 27 43
french.team@carlogavazzi.fr

GERMANY

Carlo Gavazzi GmbH
Pfnorstr. 10-14
D-64293 Darmstadt
Tel: +49 6151 81 00 0
Fax: +49 6151 81 00 40
info@gavazzi.de

GREAT BRITAIN

Carlo Gavazzi UK Ltd
4.4 Frimley Business Park,
Frimley, Camberley, Surrey GU16 7SG
Tel: +44 1 276 854110
Fax: +44 1 276 682140
sales@carlogavazzi.co.uk

ITALY

Carlo Gavazzi SpA
Via Milano, 13,
I-20045 Lainate
Tel: +39 02 931 76 1
Fax: +39 02 931 76 301
info@gavazziacbu.it

NETHERLANDS

Carlo Gavazzi BV
Wijkermeerweg 23,
NL-1948 NT Beverwijk
Tel: +31 251 22 93 45
Fax: +31 251 22 60 55
info@gavazzi.nl

NORWAY

Carlo Gavazzi AS
Melkeveien 13,
N-3919 Porsgrunn
Tel: +47 35 93 08 00
Fax: +47 35 93 08 01
post@gavazzi.no

PORTUGAL

Carlo Gavazzi Lda
Rua dos Jerónimos 38-B,
P-1400-212 Lisboa
Tel: +351 21 361 70 60
Fax: +351 21 362 13 73
carlogavazzi@carlogavazzi.pt

SPAIN

Carlo Gavazzi SA
Avda. Iparraguirre, 80-82,
E-48940 Leioa (Bizkaia)
Tel: +34 94 480 40 37
Fax: +34 94 431 60 81
gavazzi@gavazzi.es

SWEDEN

Carlo Gavazzi AB
V:a Kyrkogatan 1,
S-652 24 Karlstad
Tel: +46 54 85 11 25
Fax: +46 54 85 11 77
info@carlogavazzi.se

SWITZERLAND

Carlo Gavazzi AG
Verkauf Schweiz/Vente Suisse
Sumpfstrasse 3,
CH-6312 Steinhausen
Tel: +41 41 747 45 35
Fax: +41 41 740 45 40
info@carlogavazzi.ch

OUR SALES NETWORK IN THE AMERICAS

USA

Carlo Gavazzi Inc.
750 Hastings Lane,
Buffalo Grove, IL 60089-6904, USA
Tel: +1 847 465 61 00
Fax: +1 847 465 73 73
sales@carlogavazzi.com

CANADA

Carlo Gavazzi Inc.
2660 Meadowvale Boulevard,
Mississauga, ON L5N 6M6, Canada
Tel: +1 905 542 0979
Fax: +1 905 542 2248
gavazzi@carlogavazzi.com

MEXICO

Carlo Gavazzi Mexico S.A. de C.V.
Circuito Puericultores 22, Ciudad Satelite
Naucalpan de Juárez, Edo Mex. CP 53100
Mexico
T +52 55 5373 7042
F +52 55 5373 7042
mexicosales@carlogavazzi.com

BRAZIL

Carlo Gavazzi Automação Ltda.
Av. Francisco Matarazzo, 1752
Conj 2108 05001-200 - São Paulo - SP
Tel: +55 11 3052 0832
Fax: +55 11 3057 1753
info@carlogavazzi.com.br

OUR SALES NETWORK IN ASIA AND PACIFIC

SINGAPORE

Carlo Gavazzi Automation Singapore Pte. Ltd.
61 Tai Seng Avenue #05-06
Print Media Hub @ Paya Lebar iPark
Singapore 534167
Tel: +65 67 466 990
Fax: +65 67 461 980
info@carlogavazzi.com.sg

MALAYSIA

Carlo Gavazzi Automation (M) SDN. BHD.
D12-06-G, Block D12,
Pusat Perdagangan Dana 1,
Jalan PJU 1A/46, 47301 - Petaling Jaya,
Selangor, Malaysia
Tel: +60 3 7842 7299
Fax: +60 3 7842 7399
info@gavazzi-asia.com

CHINA

Carlo Gavazzi Automation
(China) Co. Ltd.
Unit 2308, 23/F.,
News Building, Block 1, 1002
Middle Shennan Zhong Road, Futian District,
Shenzhen, China
Tel: +86 755 8369 9500
Fax: +86 755 8369 9300
sales@carlogavazzi.cn

HONG KONG

Carlo Gavazzi Automation
Hong Kong Ltd.
Unit No. 16 on 25th Floor, One Midtown,
No. 11 Hoi Shing Road, Tsuen Wan,
New Territories, Hong Kong
Tel: +852 26261332 / 26261333
Fax: +852 26261316

TAIWAN

Branch of Carlo Gavazzi Automation
Singapore Pte. Ltd.
22F-1, No.500 Shizheng Rd, Xitun Dist,
Taichung City 407,
Taiwan, China
Tel: +886 4 2258 4001
Fax: +886 4 2258 4002

OUR COMPETENCE CENTRES AND PRODUCTION SITES

DENMARK

Carlo Gavazzi Industri A/S
Hadsten

MALTA

Carlo Gavazzi Ltd
Zejtun

ITALY

Carlo Gavazzi Controls SpA
Belluno

LITHUANIA

Uab Carlo Gavazzi Industri Kaunas
Kaunas

CHINA

Carlo Gavazzi Automation (Kunshan) Co., Ltd.
Kunshan

HEADQUARTERS

Carlo Gavazzi Automation SpA
Via Milano, 13
I-20045 - Lainate (MI) - ITALY
Tel: +39 02 931 76 1
info@gavazziautomation.com

Energy to Components!

www.gavazziautomation.com